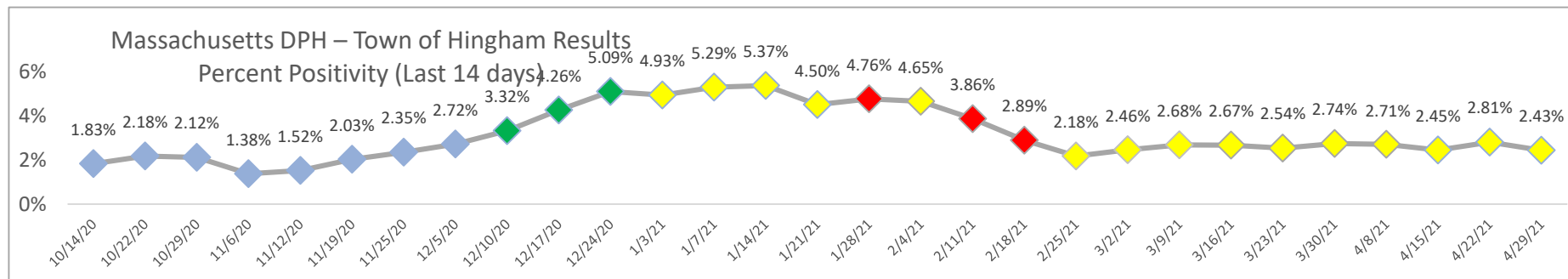
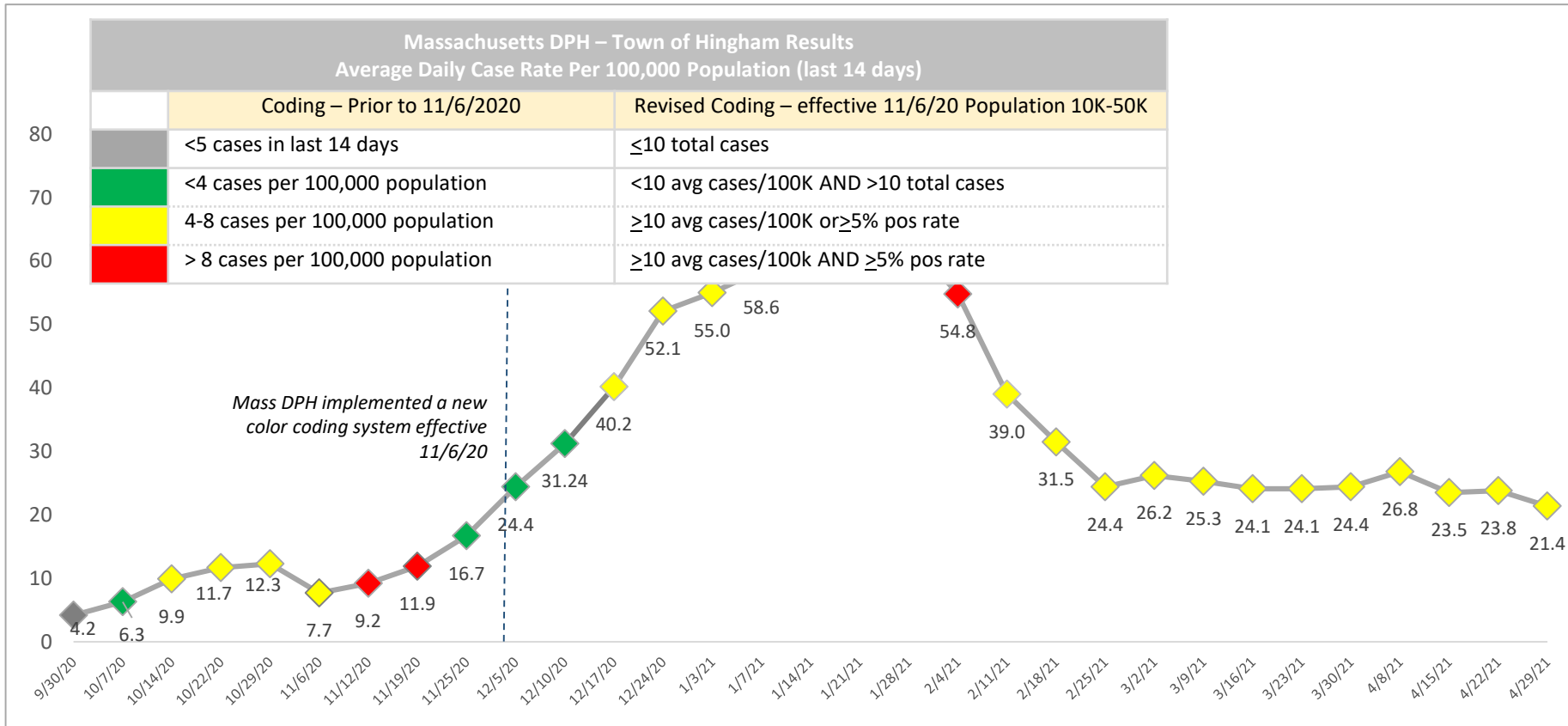




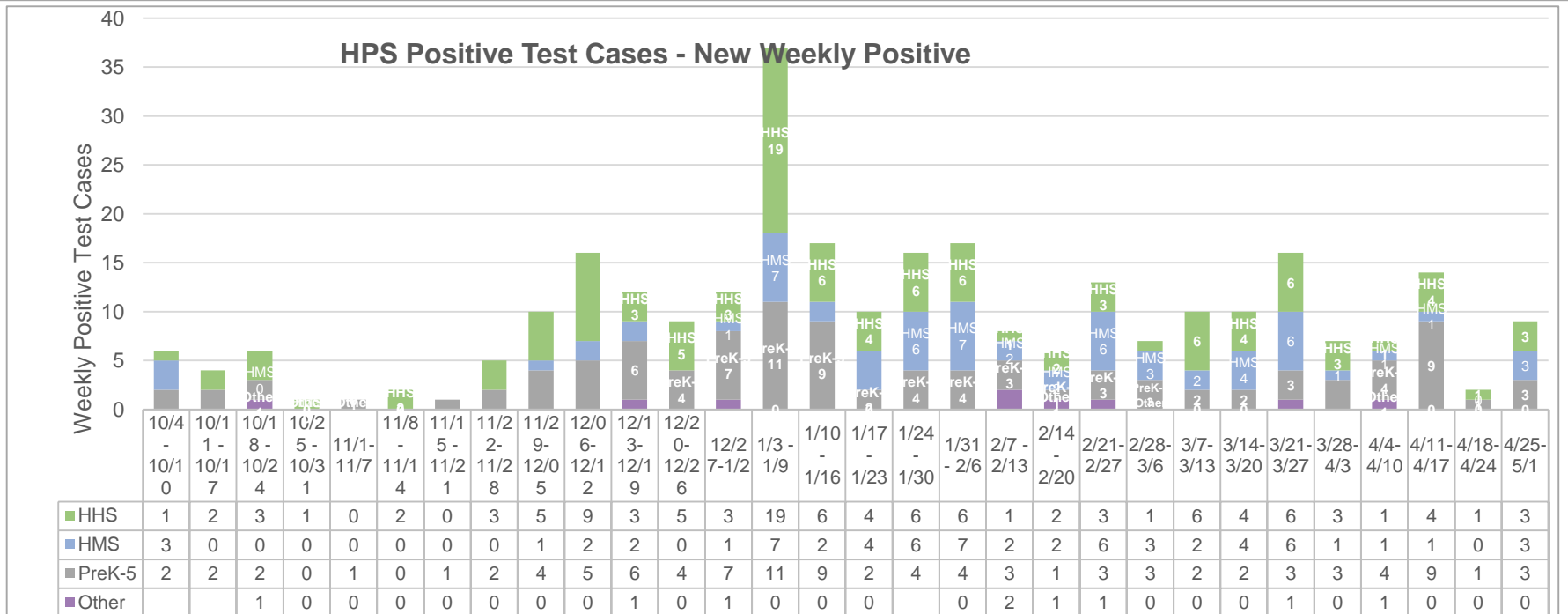
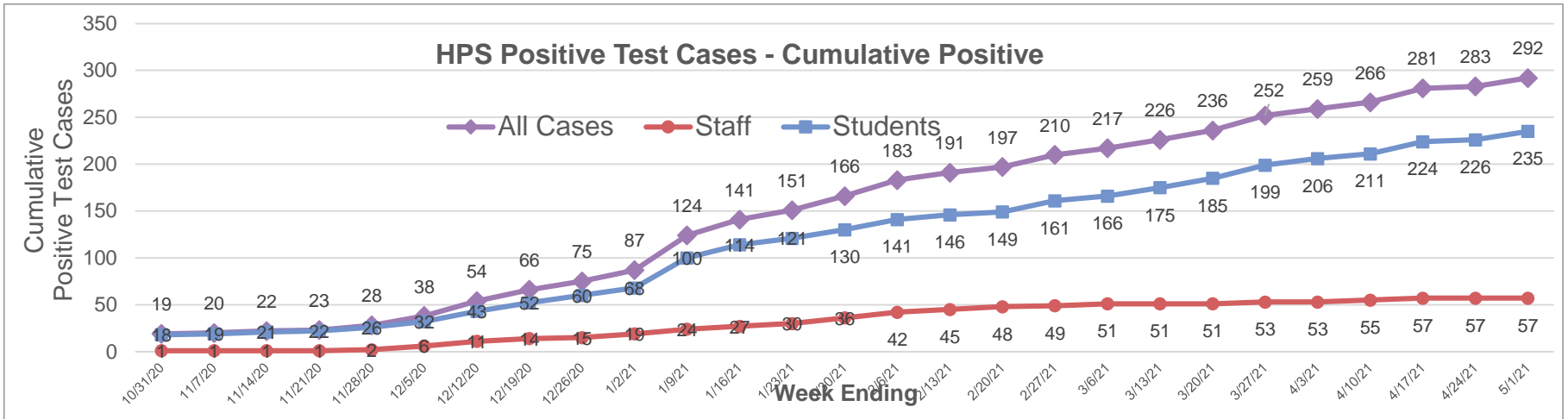
# **Weekly COVID-19 Metrics Update**

**Week ending 05/01/2021**

# Town of Hingham - COVID-19 Weekly Public Health Report

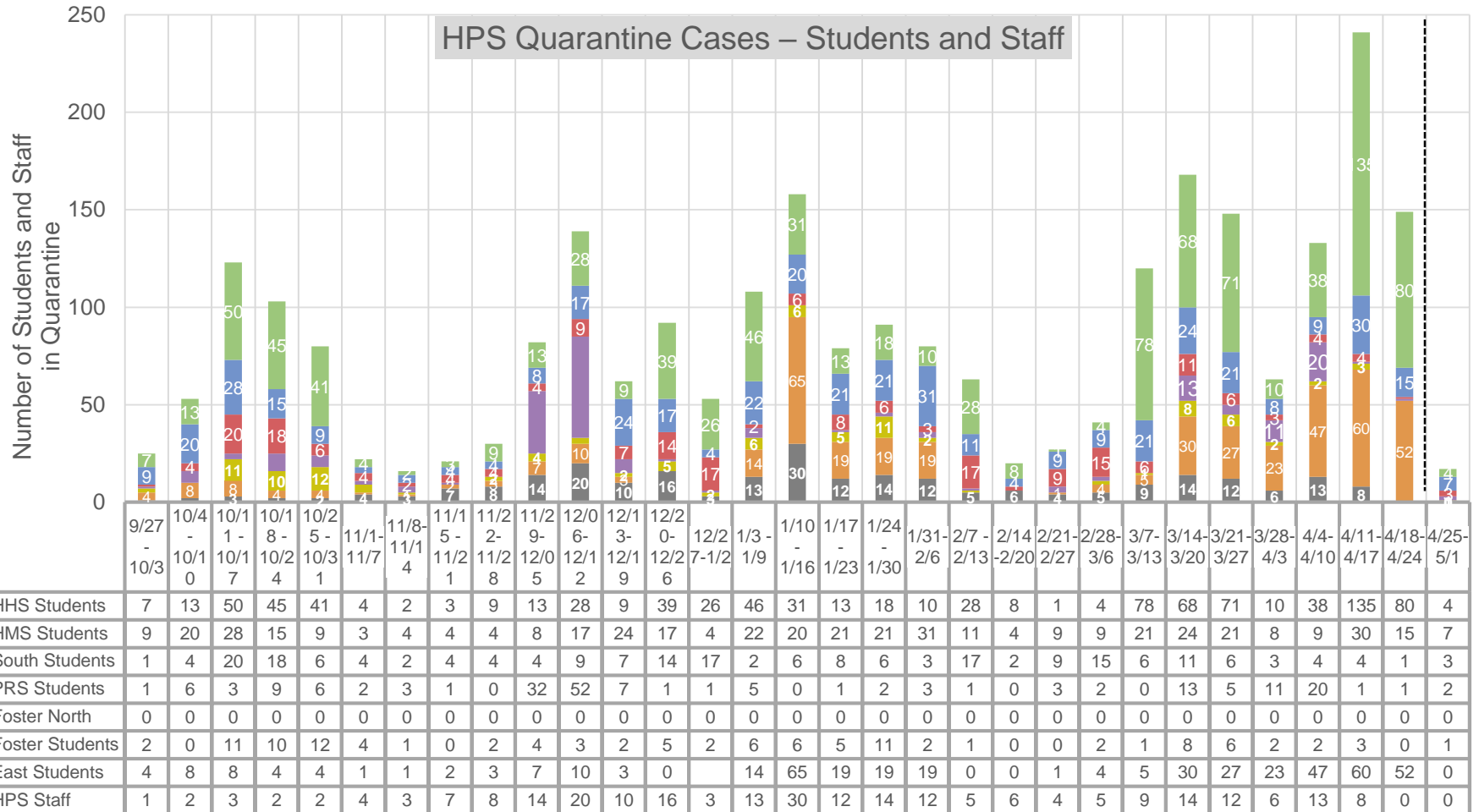


# Hingham Schools - Weekly and Cumulative Positive Test Cases



Graph only reflects positive test cases among students and staff that are attending in-person learning. Does not include any individual that is fully remote. Data is based on self-reporting from the impacted individuals to the school nurse. Weekly numbers will be updated as additional cases are reported.

# Hingham Schools – Weekly Quarantine Report



On April 21, Quarantine guidance for close contacts was approved by the Executive Office of Health and Human Services after consultation with the Governor’s Medical Advisory Board on COVID-19 and other medical advisors. This updated guidance is effective immediately.

Close contacts who were exposed to a COVID-19 positive individual **in the classroom or on the bus while both individuals were masked** do not have to quarantine unless they were within 3 feet of distance of the COVID-19 positive individual for a total of 15 minutes during a 24-hour period. This does not apply if someone was identified as a close contact outside of the classroom or bus (e.g., in sports, extra-curriculars, lunch, etc.) or if masks are not worn by both persons at the time of the exposure. All other close contacts must follow the standard protocol for when a close contact may return to school.

The full guidance is posted on the [COVID-19 guidance page](#) and [available for download](#).

# Hingham Schools – COVID-19 Staff Testing

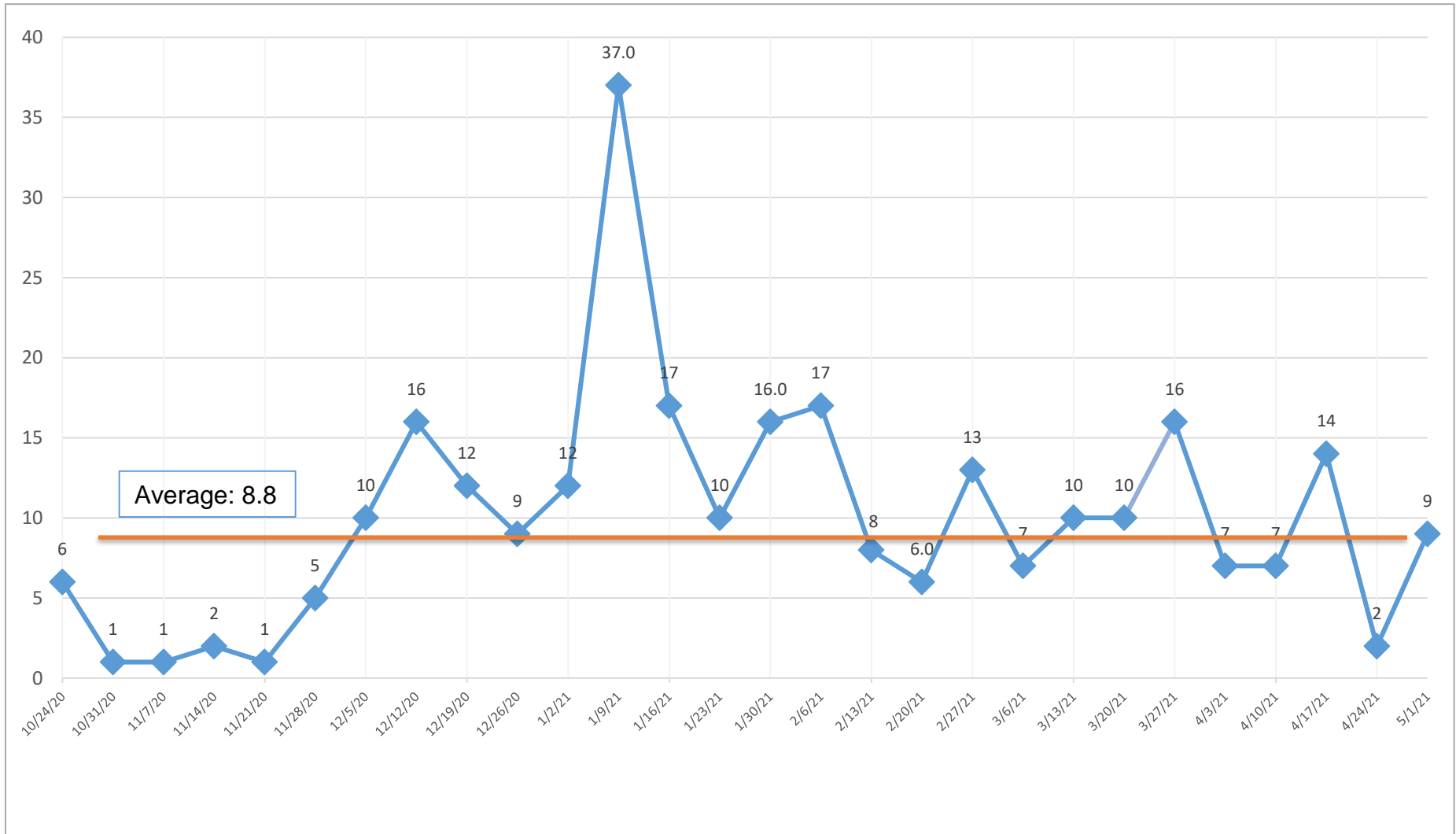
---

Test Date	Number of Negative Tests	% Negative Tests	Number of Positive Tests	% Positive Tests
1/14/2021	93	100%	0	0%
1/19/2021	93	100%	0	0%
1/21/2021	121	100%	0	0%
1/26/2021	105	99.06%	1	0.94%
1/28/2021	99	100%	0	0%
2/4/2021	192	100%	0	0%
2/11/2021	206	100%	0	0%
2/25/2021	182	100%	0	0%
3/4/2021	176	100%	0	0%
3/11/2021	138	100%	0	0%
3/18/2021	111	100%	0	0%
3/25/2021	102	100%	0	0%
4/1/2021	88	100%	0	0%
4/8/2021	96	98.97%	1	1.03%
4/15/2021	101	100%	0	0%
4/29/2021	82	100%	0	0%
Total Tests	1985	99.9%	2	0.10%

# Hingham Schools – COVID-19 Student Pool Testing

Test Dates	# of Pools	# of Tests	% of Negative Pools	# of Positive Pools	% of Positive Pools	# of AbbottBinax Rapid Tests Administered	# of Positive Individual Results
2/25	5	28	100%	0	0%	0	0
3/9 & 3/11	12	94	100%	0	0%	0	0
3/16, 3/17, 3/18	47	365	100%	0	0%	0	0
3/23, 3/24, 3/25	52	372	100%	0	0%	0	0
3/30, 3/31, 4/1	56	352	100%	0	0%	0	0
4/6, 4/7	59	377	100%	0	0%	0	0
4/13, 4/15	74	347	98.6%	1	1.4%	10	1
4/23	21	188	90.4%	2	9.5%	17	0
4/27, 4,28	79	508	100%	0	0	0	0
<b>Total Tests</b>	<b>405</b>	<b>2631</b>	<b>99.3%</b>	<b>3</b>	<b>0.7%</b>	<b>10</b>	<b>1</b>

# Total Weekly Positive Case Count (Students and Staff) in HPS Since September 2020



# Weekly Positive Case Count in HPS Staff Since 10/1/2020

